


Female Style 1/3 C

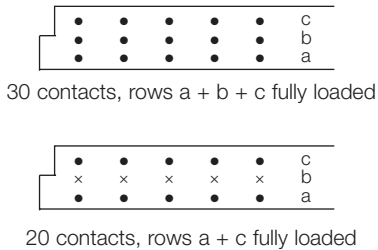
Series 8457 – 3 rows (3 x 10)



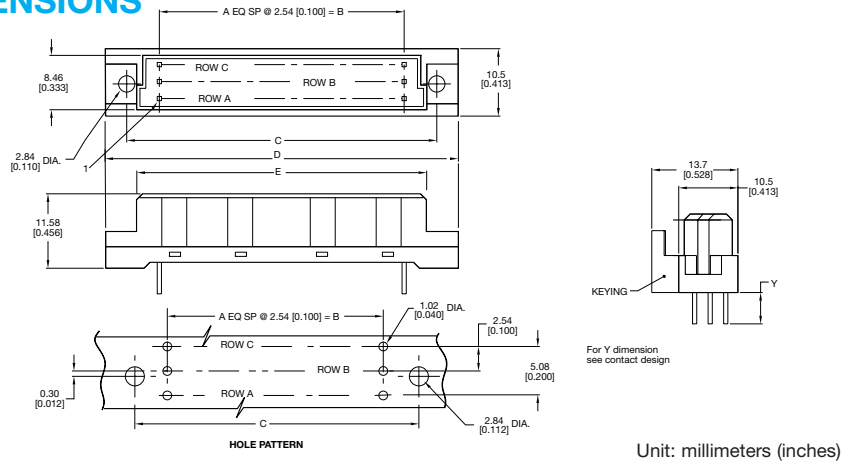
Contact Design and Termination Length	Number of Contacts	Loading Description	Part Number Performance classes according to DIN 41612	
			II	I
0.6 x 0.6 mm Post Profile 4.5 mm (Y) Straight	30	a + b + c fully loaded	20 8457 030 001 025	20 8457 030 001 049
	20	a + c fully loaded	20 8457 030 001 026	20 8457 030 001 050
0.6 x 0.6 mm Post Profile 2.9 mm (Y) Straight	30	a + b + c fully loaded	20 8457 030 002 025	20 8457 030 002 049
	20	a + c fully loaded	20 8457 030 002 026	20 8457 030 002 050
0.6 x 0.6 mm Post Profile 13.0 mm (Y) Straight	30	a + b + c fully loaded	20 8457 030 005 025	20 8457 030 005 049
	20	a + c fully loaded	20 8457 030 005 026	20 8457 030 005 050
0.6 x 0.6 mm Post Profile 3.5 mm (Y) Straight	30	a + b + c fully loaded	20 8457 030 011 025	20 8457 030 011 049
	20	a + c fully loaded	20 8457 030 011 026	20 8457 030 011 050
0.6 x 0.6 mm Post Profile 4.5 mm (Y) Right Angled	30	a + b + c fully loaded	20 8457 030 013 025	20 8457 030 013 049
	20	a + c fully loaded	20 8457 030 013 026	20 8457 030 013 050

NB: Alternative Prefix Variations Available: 22, 24, 25, 26 & 27, please refer to Page 10.
Additional Plating & Loading Variations: Please contact your local AVX sales office or distributor.

LOADING DESCRIPTION



DIMENSIONS



No. Contact Positions	Contact Rows	A	B	C	D	E
30	3 (3 x 10)	9	22.86 (0.900)	34.75 (1.368)	39.70 (1.563)	29.06 (1.144)